

# HUNTINGTON LANDMARK HELPFUL HOMEOWNERS VOTING GUIDE:

1. Look for this in the mail:



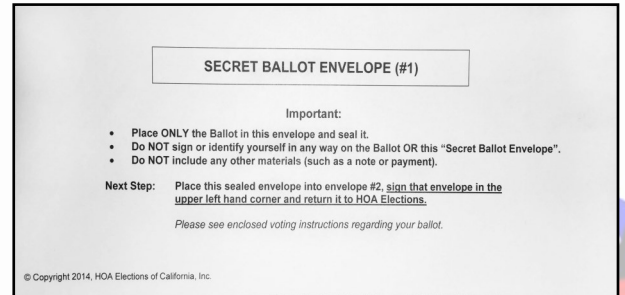
2. Fill out your ballot:

Reminder: Blue or black ink only and fill in the circle completely.

An official ballot will be provided for you by the HOA Elections of California. Read it carefully and fill out as instructed.

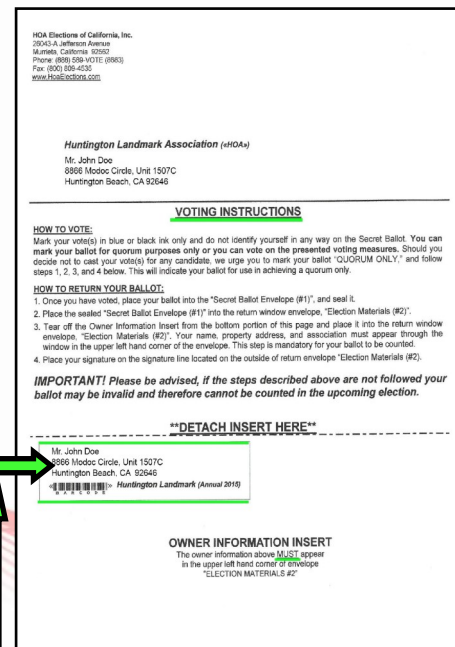
3. Place your completed ballot in the Secret Ballot Envelope #1 and seal it.

Reminder: Read the instructions on the outside of this envelope carefully.



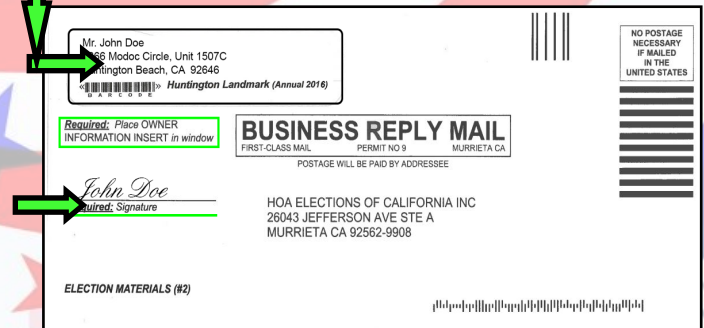
4. Along with your sealed Secret Ballot Envelope #1, place the bottom half of this page (the *Owner Information Insert*) in the return envelope (*Election Materials #2*).

Reminder: Make sure your return address is visible in the window portion of the Election Materials #2 envelope.



5. With the sealed Secret Ballot Envelope #1 and the bottom portion of the page above, with your name/address clearly visible in the window, place them in the Election Materials #2 envelope, seal and sign the envelope. If not done correctly - it can not be counted.

Reminder: You must sign the envelope.



\*\* Disclaimer: This poster was created by the Association to assist owners with guidance of voting purposes. Voting materials are subject to change. Election materials to vote in the 2021 election will be arriving by mail from the Inspector of Election towards the beginning of October. \*\*